

Padstow North Public School



"A Quality Education in a Caring Environment"

Term 4 Week 4

Hello parents, carers, students and friends of Padstow North Public School

Thank you to everyone within our school community and the wider community for helping us celebrate 60 years at Padstow North Public School. Our Diamond Jubilee Celebration on Saturday 21 October was an enormous success because of each and every one of you. To continue our celebrations further, your child will bring home a commemorative gift from us. We hope you enjoy it!

Grandparents Day celebrates the role grandparents and older people play in our society – both the things they have done, and the things they keep doing. The campaign recognises the diversity of grandparent relationships across age groups, cultural backgrounds, and geographical backgrounds. We celebrated NSW Grandparents Day on Thursday 26 October. Many of our students' grandparents and older loved ones spent time with our students in their classrooms, and then enjoyed an afternoon tea and special assembly to help us celebrate the important role older people play in our community. We enjoyed sharing our learning achievements with you, and showcasing our school to you.



Have you noticed any changes around the school? I hope so. As a result of all the fundraising efforts by our SRC, P&C and student participation in the Sport-a-thon we have raised enough funds to supply the school with two water refill stations and artificial grass to cover the 'dust bowl' outside of the hall. We are delighted to have been able to improve our school using money raised by our school community. You may even notice the link between one of these new additions and the 60th commemorative gift.

Thank you for taking the time to read about what's happening at Padstow North Public School, we are very excited to report what our students have been doing. If you enjoy reading our newsletter and would like to see what's happening around the school more regularly visit our website: www.padstownth-p.schools.nsw.edu.au. For day to day updates and reminders download our Skoolbag School Mobile App for your phone or tablet device. Go to skoolbag.com.au to Get Skoolbag.

Natalie Armstrong
Principal

Gold! Gold! Gold!

Congratulations to the following students who have qualified for Gold and will be awarded their certificates at our Gold assembly on Thursday 9th November

Kindergarten to Year 2

Luke D
Declan M
Lachlan L
Ryan T
Aaron G
Ava B

Years 3-6

Abdullah H
Andrew P
Brianna D
Brendan H
Avelyn C

Dates to Remember

9 November
Kindergarten Orientation
10 November
Drama Performance
14 November
P&C Book Stall
15 November
Kindergarten Excursion
21 November
Year 3 Orientation
23 November
Kindergarten Orientation
29 November
Year 1 & 2 Excursion

News from the Kindergarten Classrooms

Kindergarten Daydream and Kindergarten Hamilton

Kindergarten had a wonderful start to Term 4. It was terrific to see so many students at our school's 60th Anniversary Fun Fair! Thank you to the dancers who helped to make the day entertaining and fun. Thank you also to families who were able to join us for open classrooms on Grandparents' Day. Students were excited about having the opportunity to have grandparents and family members in their classrooms and to show their visitors what they have been learning.

During Literacy lessons, students have been developing their knowledge of various text types including informative and descriptive texts, while learning about our Science unit 'Commotion in the Ocean'. Students' phonemic awareness is developing daily, as we work through our Sound Waves unit. We are focusing on segmenting and blending sounds using our Sound Waves cards to help us spell words during writing lessons. An activity that students do to reinforce their ability to segment is 'draw-a-word', using their student cards to record sounds.

Over the past two weeks, students learnt about Whole Number and 3 Dimensional Shapes during Mathematics lessons. In which they developed their knowledge of numbers before and after a given number, money, ordinal numbers, and the features of 3D shapes. We are currently learning about Addition and Subtraction, and Mass. Our Targeting Early Numeracy (TEN) lessons have focused on reinforcing these early numeracy skills.


In our Science unit 'Commotion in the Ocean', students are learning about what living things are, and what they need to survive. We are creating a KWL chart, which asks students to think about what they Know, what they Want to know, and what they want to Learn. The questions that they have come up with so far have stimulated a lot of interest in the topic. In the Geography unit 'Around the World in 50 Days!' students have started to discuss the countries that they know, and locate the continents of the world.



News from the Stage 1 Classrooms

1/2/3 Daintree

1/2/3 Daintree have had a fantastic start to Term 4. We have been learning all about different kinds of transport in Science and looking at human and natural features of places in Geography. Daintree love learning new and interesting things. Some of the students in Daintree are attending the swimming program on Friday. They are having a fantastic time learning how to swim. It is their favourite part of the week. We also have 4Cronulla students coming into Daintree once a week to listen to us read and to help us write our book report. Year 6 students have also been coming into Daintree and Cairns to help with our TEN games each day. We enjoy inviting classes into our room. Daintree are looking forward to the remainder of the term.



K/1/2 Cairns

K/1/2 Cairns has had a great start to the term. It is wonderful to see how the students have been improving with all of their learning. With our spelling we are getting better with listening for the phonemes then writing the graphemes with our words. We are becoming more confident with our writing and trying to write more independently. Investigating 3D shapes has been fun. We went on a shape hunt to find spheres, cylinders, cubes and prisms.

In Science we have been learning about push and pull forces and the kindy students have been learning about the ocean. We can't wait for the science excursions later in the term.



1 Byron

1 Byron have jumped straight back into their learning for Term 4 with holiday recounts and information reports in literacy, whole number and measuring mass in maths, and starting our new units for science and geography! In geography, students are looking at the features of places such as rural and city. We have researched both landscapes, compared the two and even created a list of pros and cons for living in a city area compared to a rural setting. A lot of students were interested to know that some children from rural areas are not able to go to school so do their learning by correspondence! In science students have been learning about pushes, pulls and transport systems. Students have looked at different objects such as rubber bands, toy cars and bouncy balls to determine whether these items can be pushed or pulled and what we use them for. We also enjoyed practicing for our performance at the 60th anniversary fun fair, dancing to the 60's hit 'I'm a Believer'!



1/2 Kakadu

Stage 1 are exploring the effects of various forces on manipulable everyday objects. So far we have observed what forces we can apply to rubber bands, toy cars, coins and small rubber balls. We have also discussed the forces of friction and gravity, and how these change or control the effects of other forces which we can apply to objects. It was very interesting to see the reactions when we watched how astronauts drink water in space without the effect of gravity! This week, we related our science activity to what we have been learning in maths, mass. We predicted, actioned and recorded results for everyday items which would either sink or swim and then evaluated why this happens. The hands on activities are always a hit, even if this one was a little wet!

News from the Stage 1 Classrooms

2 Fraser

What a great start 2 Fraser has had to Term 4, their last in infants. We have been busy exploring different forms of transports by looking at the forces of pushing and pulling as well as why some items float and others sink. In literacy, we have been viewing information reports; students are developing their skills in constructing a well-structured and informative report by using paragraphs that discuss one particular aspect.

During maths, students have been measuring mass and consolidating their language of greater than and less than to describe number relationships. Some students have started swimming lessons and are enjoying the challenge of learning new skills or improving on skills previously learnt. We were very lucky to have some special Year 6 visitors to our classroom for creative arts. They helped us make some very messy but fun slime.

The highlight of the term for 2 Fraser so far is their performance at our 60th Birthday celebration. The students' effort and dedication to rehearsals and dressing up on the day was amazing. They should all be very proud of themselves for a wonderful performance.

We also had a very special birthday. Drax turned 1, happy birthday Drax.



2 Uluru

Wow! Where has the year gone? We are already in Term 4 and working so very hard to get ready for Year 3. Students have been focusing on using a variety of skills and strategies to decode unknown words using their spelling Sound Waves knowledge. This has been such a valuable program with students utilising it at home and at school.

This term 2 Uluru are writing informative and imaginative texts, using transport as a theme. We will be going on an excursion to The Australian Maritime Museum in Week 8 (note to come). This excursion is linked directly to our Science unit for Term 4, Push, Pull and Transport Systems.

What an amazing 60th Celebration Fun fair we had on Saturday 21st October. Our Year 2 dance 'Thriller' representing to 80's era, was a stand out. Thank you to all the parents who came to watch their child perform. It was wonderful to see all the hard work students put in practising for the last 2 terms as part of fitness.

As we come to the end of the year, there will be many transition activities for our class to visit northern classrooms and also have lunch with Year 3-6 students. Students brought home a Year 3 Orientation Invitation which will be held in Week 7. Parents are invited to an information session and students will be participating with other students, including new students from Bankstown South Infants School.

2 Uluru has been working extremely hard and we have seen some amazing results and improvements in students work, especially in writing and maths. Come and have a look if you have any free time.

Mrs Barker and Mrs Rudder



News from the Stage 2 Classrooms

Feedback for Success

Anchor Chart

What Is

Student Feedback?

- student feedback is when another student gives honest and objective ideas about their partner's work
- "positive feedback" allows you to be encouraging and supportive while specifically telling your partner how they did a good job
- "needs to improve feedback" allows you to tell your partner how they can make it better
- "asking questions" allow you to ask a question about anything you are curious about after reading another student's work


Feedback is widely recognised and promoted by the teaching profession as an effective practice. Padstow North PS has been on a 3 year journey to review, modify, reflect and refine our feedback processes to impact student performance. Current research (H Timperley, 2013) defines feedback as information provided by an agent (usually a teacher) to a student about aspects of performance or understanding. She concludes that feedback is 'among the most powerful influences on achievement'. Good feedback helps students take control of their own learning. It encourages them to ask questions, take notes and allocate their time and resources effectively. Praise is most effective when it is focused on a student's process or effort, for example, 'you must have tried hard', rather than intelligence or talents, for example, 'you are a great student'.

Information sourced from What works best: Evidence-based practices to help improve NSW student performance - Centre for Education Statistics and Evaluation

Feedback in Stage 2 looks a little like this...


4 Cronulla and 3 Bondi

Our classes work diligently every day to strive towards achieving our learning goals. We know that our learning goals need to be SMART. Specific, Measurable, Achievable, Realistic and Timely. By setting these goals our path to success is created, and we are aware of the stepping stones we need to take. Feedback plays a vital role in this process as we utilise our writing bookmarks and data wall to guide our literacy development. On a weekly basis in Mathematics, we take time to write a reflection to guide our stepping stones and provide feedback to our teachers. As a result of our feedback project, all students are conscious of their learning development and hold an understanding of their role in this process. It is very pleasing to see the hard work of our amazing students pay off as they show growth in their learning, and determination to achieve success.



3/4 Narooma

Feedback in Narooma plays an important role in all aspects of learning. Peer feedback is a good way for students to see and compare their work with others. We often use post-its or group discussions to provide a positive and a suggestion on our peers work. The class or group then discuss and share their thoughts.



3 Fingal Bay

In 3 Fingal Bay each student is valued as an individual with unique learning needs, and feedback, as an integral part of the learning process, is designed to encourage students to engage actively with goals, criteria and standards appropriate to them. High quality feedback identifies and rewards specific qualities in students' work to guide them on what steps to take to improve, and motivate them to act on their assessment so they can develop their capability to monitor, evaluate and regulate their own learning. Feedback, in this way, encourages positive motivational beliefs and self esteem.



News from the Stage 3 Classrooms

Throughout semester two, Stage 3 have been rotating through music, drama and dance activities. To cater for all aspects of the Creative and Performing Arts (CAPA) syllabus, rotations are for four weeks to allow for greater depth and assessment. Other Stage 3 students have been rehearsing for our end of year drama production, 'Oh What A Knight'. The performance night is on Friday the 10th of November.

Dance

Throughout dance rotations, students were looking at traditional line dances and asked to create their own line dance in groups. They had three lessons to create a dance, and during the fourth lesson students performed their dance to the class. The other students were asked to vote for their favourite dance that they would like to learn. The group that received the most votes for each rotation had to teach their dance to the rest of the class. When the Year 6 group created their line dance the group that was chosen is going to be performed at the Year 6 farewell.



Drama

Students were provided with a humorous script and selected parts. They developed movements and sequences to support the script. The play was presented to the rest of the group. The students were allowed to read their scripts however some students were able to remember their lines with very little help from the script. It was interesting to hear the variety of voice use, and see the different interpretations of each role.

Music

In music, students have been singing some of the songs from the Stage 3 Drama Performance. Students also learnt about the different families of instruments in an orchestra. They learnt their names and to identify their sounds. They also listened to Vivaldi's Four Seasons and tried to decide which season was being played by listening to the way the music changed. Students practiced different ways of making rhythms using cups and body percussion. This photo is of 5 Port Douglas doing a really tricky body percussion tutorial. In the end, it was easy!



Picnic Point High School Transition

In 2018, 11 students will be attending Picnic Point High School for Year 7. The school has held 2 transition sessions for these students over the past 2 weeks. Students were asked to problem solve in the Science lab. Students were faced with the dilemma of finding clean drinking water from a dirty stream. They had to hypothesize a way to filter the dirty water and then conduct the experiment. Congratulations to Phoebe and Serena for the cleanest looking water (Don't think I would still like to drink it girls!)

Library News

A book is like a garden carried in the pocket.

Chinese Proverb

The Australian Library and Information Association (ALIA) have recently released its annual list of most borrowed books from Australian libraries from May 2016 to April 2017. The most borrowed book by juniors was *The 65-Storey Treehouse* by Andy Griffiths and Terry Denton. The Top 10 was an equal mix of *Treehouse* and *Diary of a Wimpy Kid* series titles.

The most borrowed picture book was *The Very Hungry Caterpillar* by Eric Carle. Five Australian titles appear in the Top 10, including: *Pig the Pug* by Aaron Blabey, *Where Is The Green Sheep* by Mem Fox and *Piranhas Don't Eat Bananas* by Aaron Blabey.

Please encourage your child to borrow regularly from our well-resourced Library. Regular reading has a significant positive impact on your child's ability to improve their literacy skills.

Mrs Harris
Teacher Librarian

ICT - Coding Competition

By Adriana and Nikhil

On Tuesday the 24th October we met up at ANSTO (Australian, Nuclear, Science, Technology, Organisation) Discovery centre. Last term we won the first round of the ANSTO top coder competition at Padstow Heights, which meant that we were going to the Grand Final. We had to use a program called Scratch and create an animation/game about clean oceans. We were really excited.

We got 2 hours to create our project. After that we viewed everybody else's presentation. One of them stood out to us. It was about a planet called Wingtopia and we had to free the creatures there with some scissors. We expected them to come first. Then we presented our game. It started as an animation where a lady who littered plastic, and an octopus, had an argument. Then it changed into a game where a diver saved animals from rubbish.

Everyone received a medal and a showbag for participation. Then the winners were announced and

.....WE WON!!!!!!!!!!

For winning we received a massive glass trophy each and a trophy for the school with our school name (Padstow North PS) engraved on it soon. Our school gets to keep it for the whole year. After the competition finished we went back to school to show 4 / 5 Kimberley (our class), 4 Cronulla and Miss Armstrong. Our class was screaming and squealing with joy.

Overall it was a fun and exciting day since we won and we would love to have the opportunity next year.



KATTS

KATTS has continued to be a tremendous success throughout Term 3 and into Term 4 with students energetically beautifying our gardens and making our school grounds a cleaner, nicer and safer place. During our last few outings we worked in the infants playground laying down new mulch, clearing the garbage from behind the toilet block and sweeping up the debris from the gutters. Keep up the good work. Mr Grinham



Milo Cricket

Last Thursday 26th October, our boys and girls teams represented Padstow North PS in the Milo Regional T20 Big Blast played at Bankstown Oval. Our boys made it through to the play-off games and finished sixth in the region. Congratulations to our girls team who made it to the final to become runners-up, only missing out on the top spot by a handful of runs. All our girls stayed focused and worked hard together with good bowling and big hitting. A big thank you to Mr Peters who assisted me on the day with supporting and coaching the girls team. Mr Grinham



PSSA

With only one round to go from the cricket round robin competition we are in the enviable position of having both teams gearing up for the finals. Our seniors are currently sitting in third place and our juniors are second on the ladder. Both teams are working hard at training and are learning to develop focus and to channel their efforts on the field. Remember, bowl every ball at the off stump and when it's our turn to bat, hit and run. Mr Grinham

P&C President's Report

What a success the 60th Birthday Diamond Jubilee Celebrations were! Thank you to volunteer parents and teachers as well the 60th Birthday Committee for all your efforts. All families and community members who joined us on the day, THANK YOU! The happiness and community atmosphere experienced on the day was a feeling that will be etched in our memory for a long long time. You should have received the wrap-up newsletter, if you haven't please ask the office.

In the last P&C meeting on Tuesday 17th October we spoke about the following:

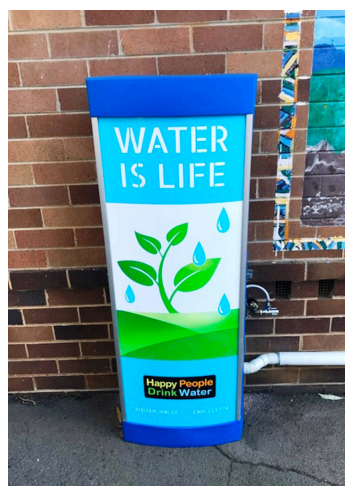
- All our volunteers have worked hard this year to raise money and we are in a great financial position. The P&C have transferred \$6,000 and the Canteen have transferred \$8,000 into the P&C high saver bank account so that we earn more interest on our savings. Before we deduct all the expenditures outlined below, the high saver account has \$62,000 and we will also put the money raised from the 60th Birthday Celebrations in there once we have finalised figures
- The P&C will be donating \$12,000 towards the artificial turf laid outside the School Hall where all the 'dust bowl' is
- Two water refill stations were installed at the school for children to refill their water bottles. This will be handy, especially in summer. There is one up north and one down south. These water refill stations were paid by the P&C costing us \$4,672
- It was agreed the P&C would donate \$2,000 to the purchase of new home readers for the children
- Early September all families were invited to participate in the school survey, 39 families responded and the school will be using this feedback as part of their 2018-2020 school plan
- The Year 6 farewell will be held on Thursday 14th December and the P&C have agreed to contribute \$25 per Year 6 student to cost of this
- Phill, our canteen manager and I will be working together to devise a canteen survey to be sent to all parents for their anonymous feedback on the canteen, so please watch out for this and your feedback and honesty would be greatly appreciated

With some of our volunteer parents leaving the school this year, as their kids head into High School, we are in desperate need of volunteers for School Banking and the Canteen. School Banking is on Tuesday and takes 1 to 1.5 hours from 9am. Depending on how many volunteers we have on the roster, you could be asked to do school banking one or twice a month. If you are interested, please let me know on 0434 195 848 and I will arrange training for you this term before the volunteers leave.

The Canteen will also need new volunteers, so we can offer you a trial day this term for you to try it and see if it is something you would be happy to volunteer for next year. If this interests you, please let me know on 0434 195 848.

The next P&C Meeting will be the AGM on Tuesday 14th November at 6:30pm. We will have our usual meeting followed by the voting of the P&C Executive team for 2018, so we would love to see you all there.

Jaime Wong
P&C President



Oldschool Fete Toffees

Made by Isabella and Lily's grandmother, Linda for the school's 60th Birthday P&C Cake Stall

Ingredients (makes 15)

- 3 Cups White Sugar
- 1 Cup Water
- 1/4 Cup White Vinegar
- Food Colouring
- 15 Patty Pans
- Optional Sprinkles

Method

1. Combine sugar, water, and vinegar in a saucepan.
2. Stir over low heat until sugar dissolves. *Tip* Sugar needs to be stirred and checked regularly to avoid burning.
3. Increase heat and bring to boil for 20 minutes. Mixture is ready when a small drop hardens when dipped in cold water.
4. Remove from heat and allow to cool briefly until all bubbles subside.
5. Stir through drops of chosen food colouring until mixture reaches desired colour. More drops equal brighter toffees.
6. Pour small quantities into colourful patty pans.
7. If decorating with sprinkles, allow mixture to settle for 5 minutes
8. Place toffees in the fridge until set. Allow to set overnight for best results.

Read more at:

<https://www.mouthsofmums.com.au/recipe/oldschool-fete-toffees/#XhaslQcs7stXciM0.97>

9:41

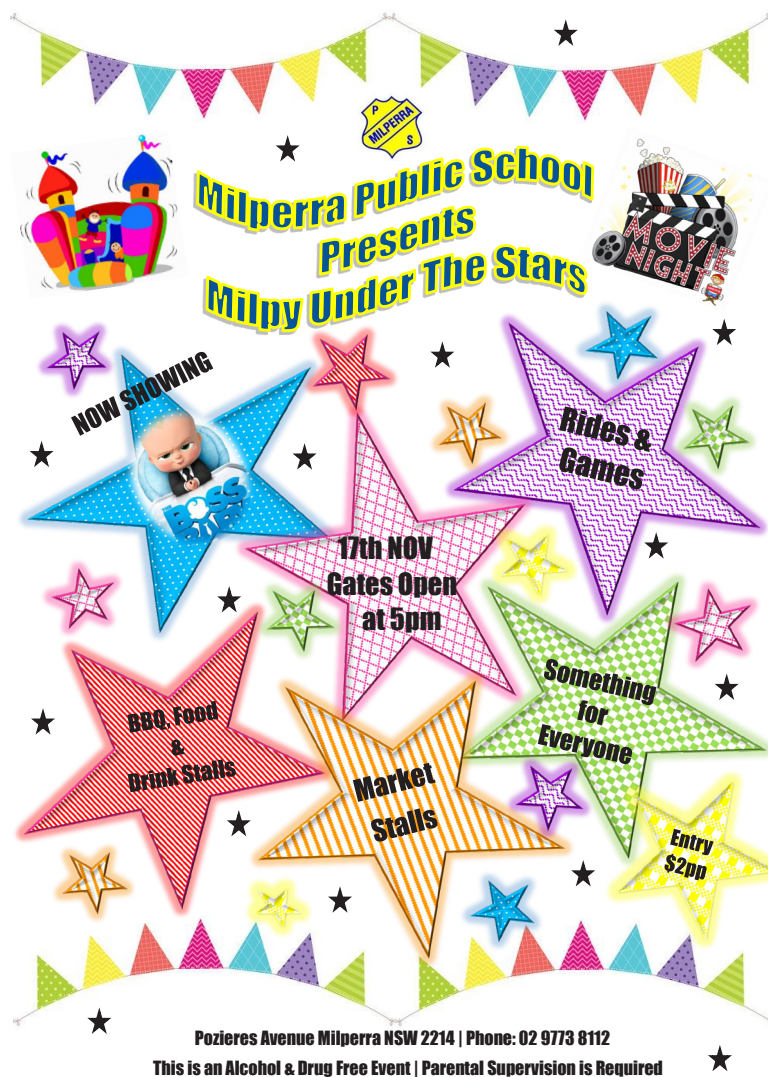


Don't forget to download our school's SkoolBag app to ensure that you are kept in the loop on:

- * School newsletters
- * Notices
- * Events
- * Cancellations
- * Reminders
- * ...and more!

INSTALLATION INSTRUCTIONS

Just search for our school's name in the App Store on your phone and download our app!



School Calendar

Monday	Tuesday	Wednesday	Thursday	Friday	Sat & Sun
6/11 WEEK 5	7/11	8/11	9/11 Kindy Orientation 9:30-10:30am Gold Assembly	10/11 PSSA Swimming Drama Performance	11-12/11
13/11 WEEK 6	14/11 P&C Book Stall	15/11 Kindergarten Excursion	16/11 SJBHS Primary Partners Assembly	17/11 PSSA Swimming	18-19/11
20/11 WEEK 7	21/11 Year 3 Orientation Variety Club Christmas Party	22/11 SJBHS Transition Day	23/11 Kindy Orientation 9:30-10:30am Assembly	24/11 PSSA Swimming White Ribbon Day	25-26/11
27/11 WEEK 8	28/11	29/11 Years 1 & 2 Excursion	30/11	1/12 Swimming	2-3/12
4/12 WEEK 9	5/12	6/12 Year 6 Market Day	7/12 Kindergarten Celebration Carols Night Gold Assembly	8/12 Reports Home	9-10/12
11/12 WEEK 10	12/12 Presentation Day	13/12 Year 6 Fun Day	14/12 Year 6 Farewell	15/12 WOW Factor Last Day for Students	16-17/12